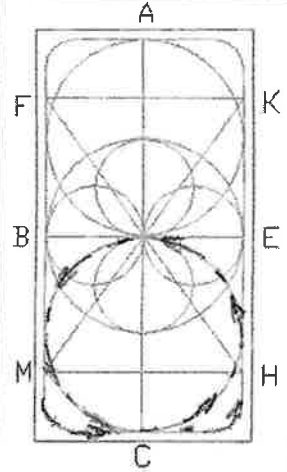
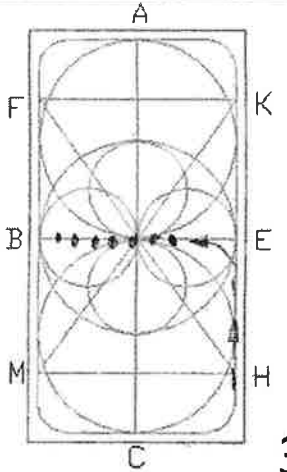
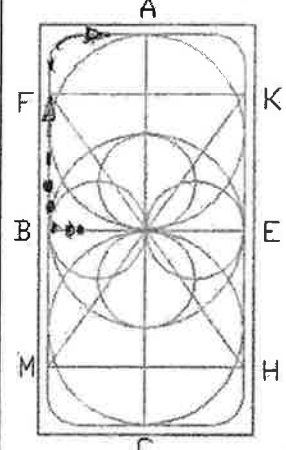
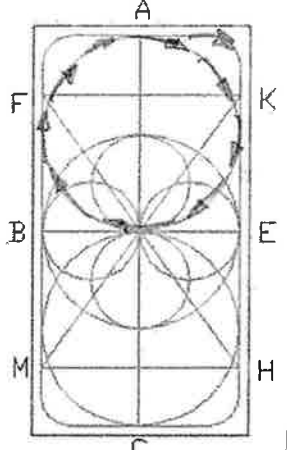
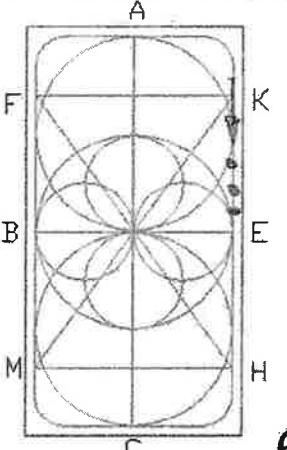
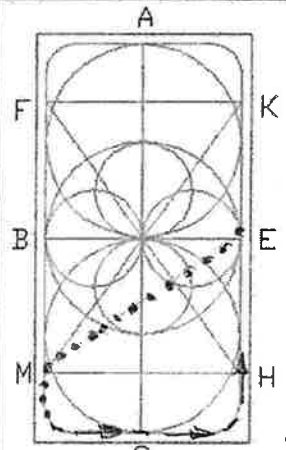
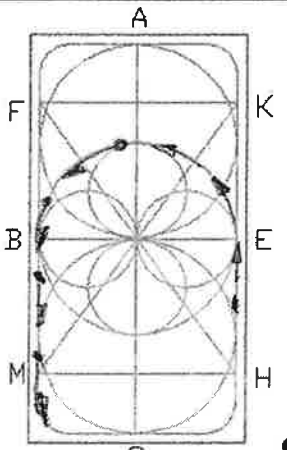
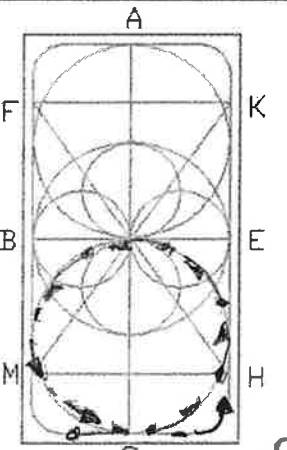
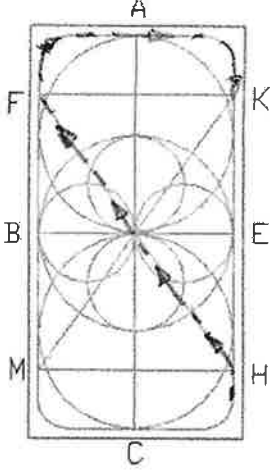
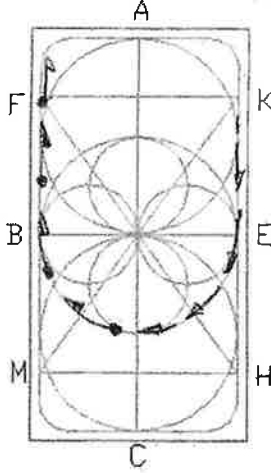
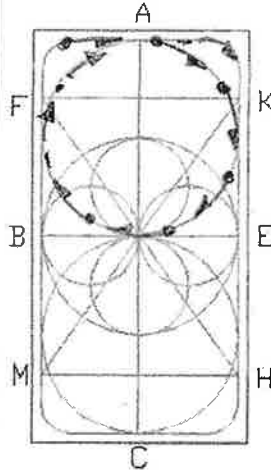
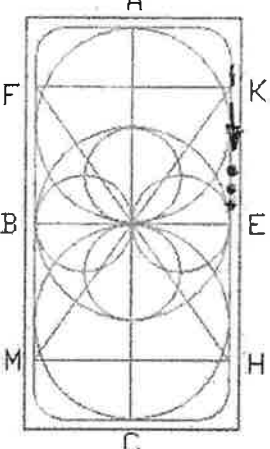
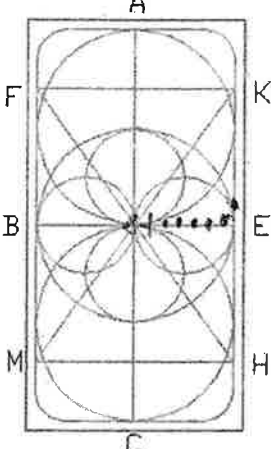
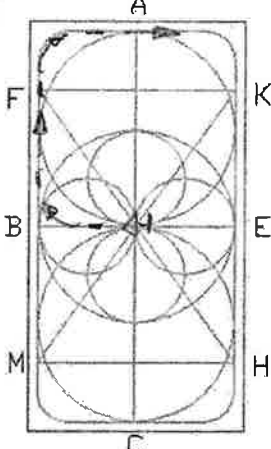
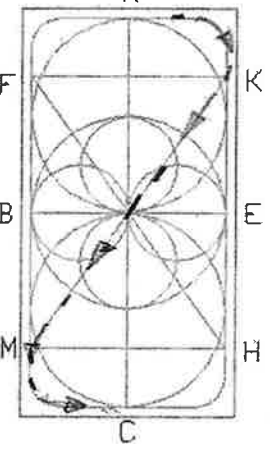
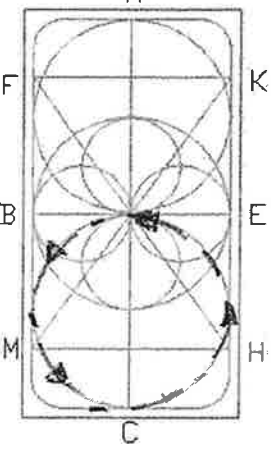
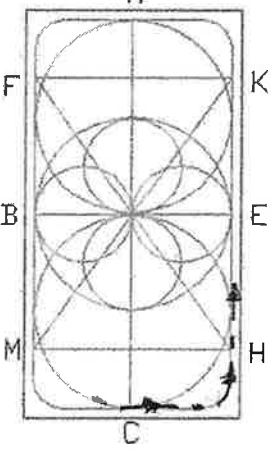
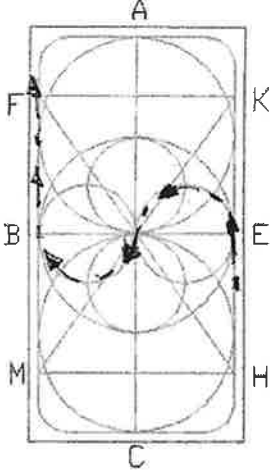
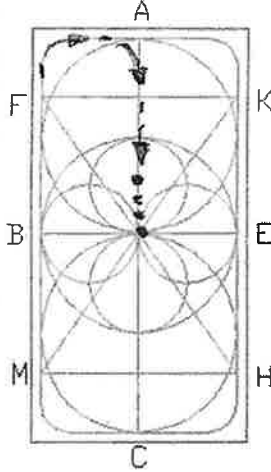
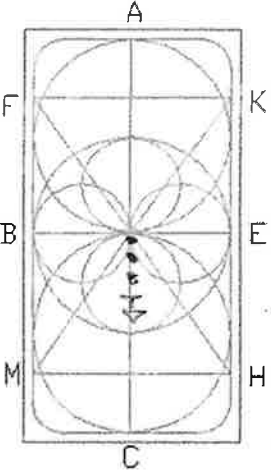
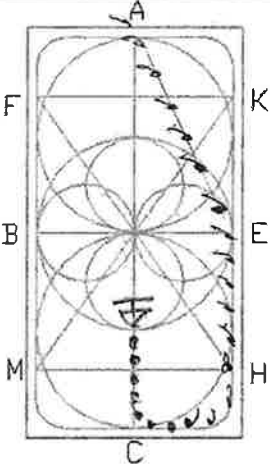
 <p style="text-align: right;">1</p>	 <p style="text-align: right;">2</p>	 <p style="text-align: right;">3</p>
<p>Tussen A en F Binnenkomen in arbeidsdraf op de linkerhand</p>	<p>C-X-C Grote volte</p>	<p>E Afwenden Tussen E en X Arbeidsstap</p>
 <p style="text-align: right;">4</p>	 <p style="text-align: right;">5</p>	 <p style="text-align: right;">6</p>
<p>B Rechterhand Tussen B en F Arbeidsdraf</p>	<p>A-X-A Grote volte, daarbij doorzitten</p>	<p>Tussen K en E Arbeidsstap</p>
 <p style="text-align: right;">7</p>	 <p style="text-align: right;">8</p>	 <p style="text-align: right;">9</p>
<p>E-M Van hand veranderen Tussen M en C Arbeidsdraf</p>	<p>E-B Halve grote volte, doorzitten Tussen E en B Arbeidsgalop links aanspringen</p>	<p>C-X-C Grote volte Tussen X en C Overgang arbeidsdraf</p>

 <p style="text-align: right;">10</p>	 <p style="text-align: right;">11</p>	 <p style="text-align: right;">12</p>
<p>H-X-F Van hand veranderen</p>	<p>E-B Halve grote volte, doorzitten Tussen E en B Arbeidsgalop rechts aanspringen</p>	<p>A-X-A Grote volte Tussen X en A Overgang arbeidsdraf</p>
 <p style="text-align: right;">13</p>	 <p style="text-align: right;">14</p>	 <p style="text-align: right;">15</p>
<p>Tussen K en E Overgang arbeidsstap</p>	<p>E Afwenden Tussen E en B Halthouden en enkele seconden stilstaan</p>	<p>Voorwaarts in arbeidsdraf B Rechterhand</p>
 <p style="text-align: right;">16</p>	 <p style="text-align: right;">17</p>	 <p style="text-align: right;">18</p>
<p>K-X-M Van hand veranderen en enkele passen middendraf</p>	<p>C-X-C Grote volte en na enkele drafpassen de pony de hals laten strekken</p>	<p>Tussen C en H Teugels op maat maken</p>

 <p style="text-align: right;">19</p>	 <p style="text-align: right;">20</p>	 <p style="text-align: right;">21</p>
<p>E Door een S van hand veranderen</p>	<p>A Afwenden Tussen D en X Overgang arbeidsstap</p>	<p>Tussen X en G Halhouden - Groeten</p>
 <p style="text-align: right;">22</p>	<p>23* De zuiverheid van de gangen (correcte beenzetting, actief voorwaarts, gecontroleerd tempo)</p> <p>24* Het gereden zijn in het algemeen (lijnen/rechtgericht, wendingen/stelling, afgewerkte oefeningen)</p> <p>25 De houding en zit van de ruiter/amazone (hoofd/romp, armen/handen, benen/voeten)</p>	<p>26 Het effect van de hulpen (hand/teugel, zit, benen, sporen/zweep)</p> <p>27 Verzorging van het geheel (amazone/ruiter, pony)</p>
<p>Voorwaarts in arbeidsstap C Linkerhand C-H-E-A In vrije stap de rijbaan verlaten</p>		