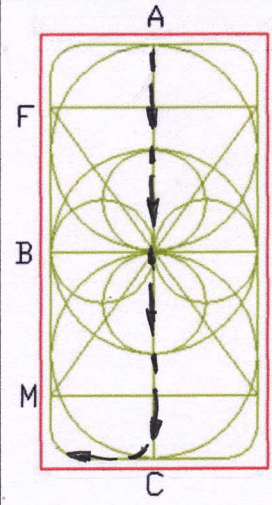
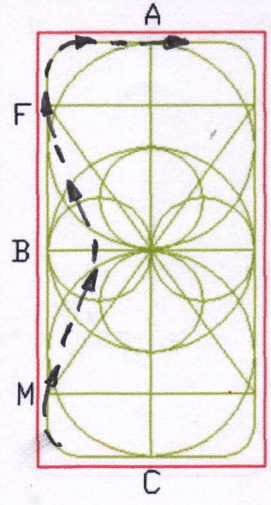
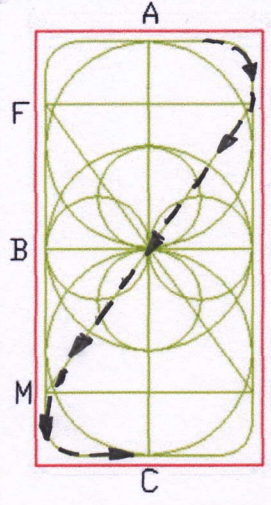
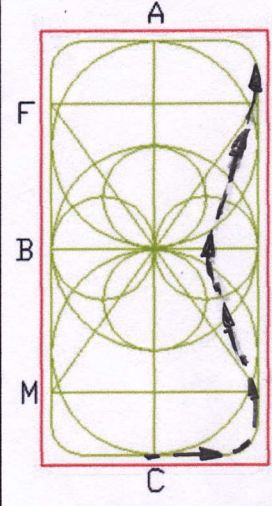
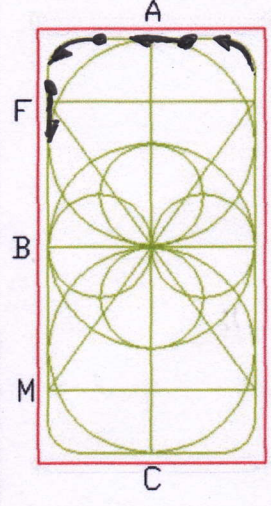
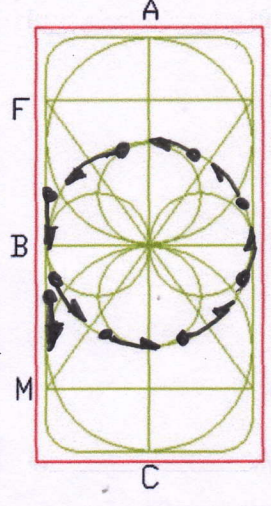
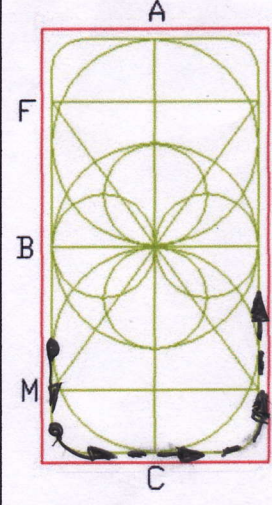
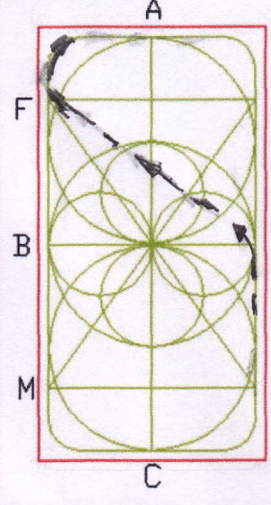
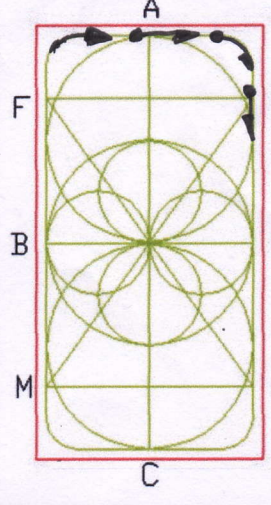


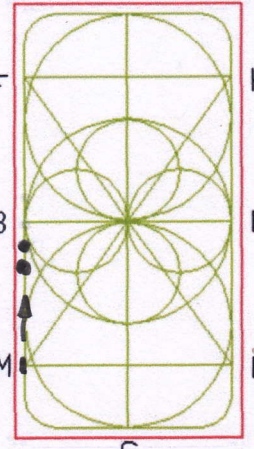
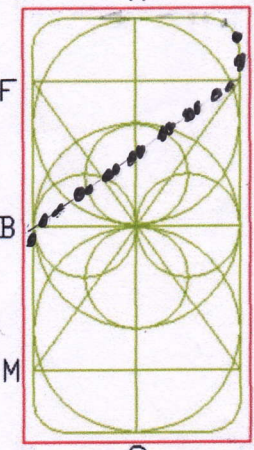
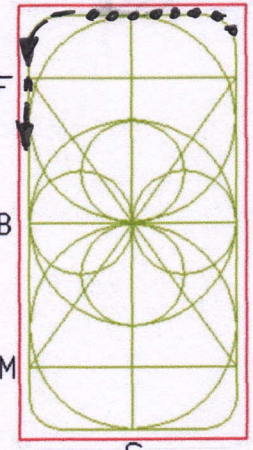
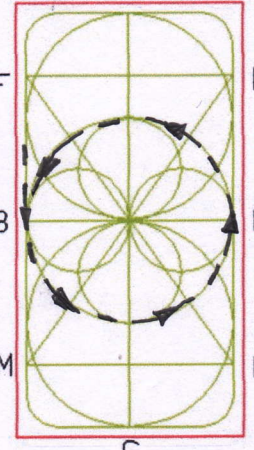
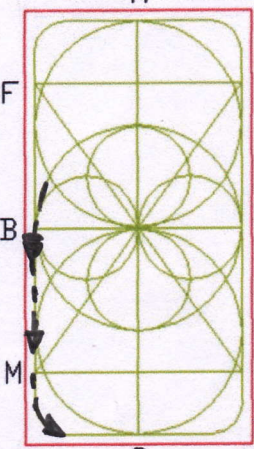
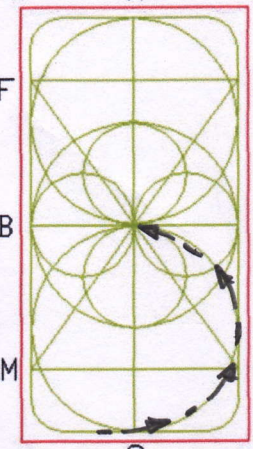
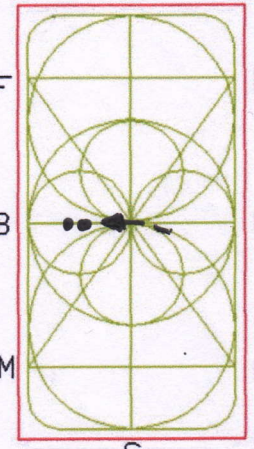
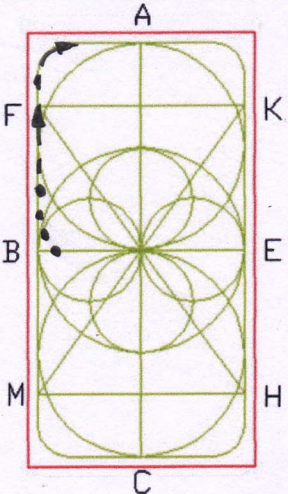
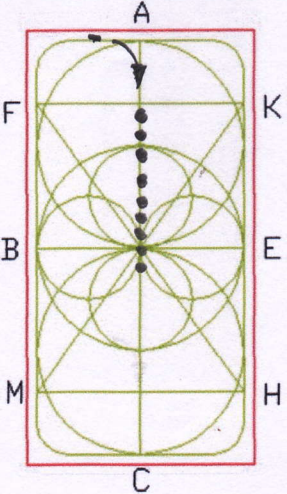
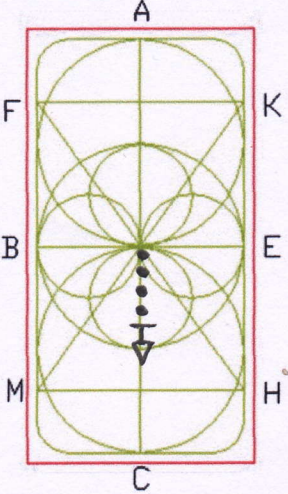


Rijtijd: max __ min – Rijbaan 20x40m. – lichtrijden, tenzij doorzitten wordt gevraagd

 <p style="text-align: right;">1</p>	 <p style="text-align: right;">2</p>	 <p style="text-align: right;">3</p>
<p>A-X-C Binnenkomen in arbeidsdraf C Rechterhand</p>	<p>M-F Gebroken lijn 5 meter</p>	<p>K-X-M Van hand veranderen en enkele passen de draff verruimen</p>
 <p style="text-align: right;">4</p>	 <p style="text-align: right;">5</p>	 <p style="text-align: right;">6</p>
<p>H-K Gebroken lijn 5 meter K Doorzitten</p>	<p>Tussen K en F Arbeidsgalop links aanspringen</p>	<p>B-E-B Grote volte</p>
 <p style="text-align: right;">7</p>	 <p style="text-align: right;">8</p>	 <p style="text-align: right;">9</p>
<p>Tussen M en H Overgang arbeidsdraf</p>	<p>E-F van hand veranderen F doorzitten</p>	<p>Tussen F en K Arbeidsgalop rechts aanspringen</p>

 <p style="text-align: center;">10</p>	 <p style="text-align: center;">11</p>	 <p style="text-align: center;">12</p>
<p>E-B-E Grote volte</p>	<p>Tussen H en C Overgang arbeidsdraf</p>	<p>Tussen M en B Overgang arbeidsstap</p>
 <p style="text-align: center;">13</p>	 <p style="text-align: center;">14</p>	 <p style="text-align: center;">15</p>
<p>B-K Van hand veranderen en enkele passen de stap verruimen</p>	<p>Tussen A en F Overgang arbeidsdraf</p>	<p>B-E-B Grote volte en na enkele drafpassen het paard de hals laten strekken</p>
 <p style="text-align: center;">16</p>	 <p style="text-align: center;">17</p>	 <p style="text-align: center;">18</p>
<p>Tussen B en M Teugels op maat maken</p>	<p>C-X Halve grote volte links</p>	<p>X-B Rechttuit en overgang naar arbeidsstap</p>

 <p style="text-align: right;">19</p>	 <p style="text-align: right;">20</p>	 <p style="text-align: right;">21</p>
<p>B Rechterhand Tussen B en F Arbeidsdraf</p>	<p>A Afwenden, daarna arbeidsstap</p>	<p>Tussen X en G Halhouden en groeten In stap de rijbaan verlaten</p>
<p>22* De impuls: het arbeidstempo tijdens de drie basisgangen. Het rechtgerichte, ontspannen en in aanleuning gaande paard</p>	<p>23 * Het effect van de hulpen en gehoorzaamheid van het paard</p>	<p>24 De houding en zit van de ruiter/amazone</p>
<p>25 De verzorging van het geheel</p>		