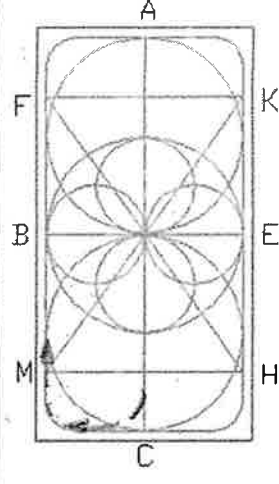
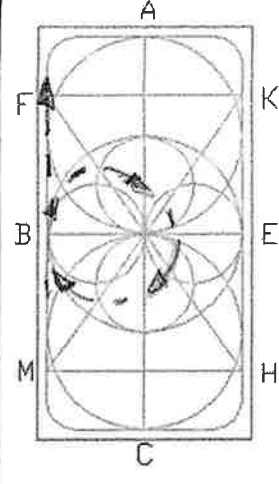
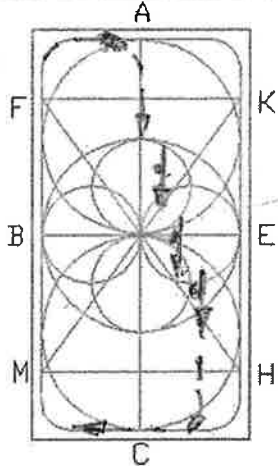
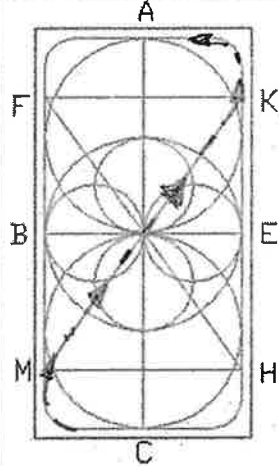
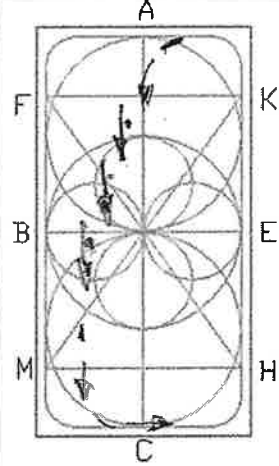
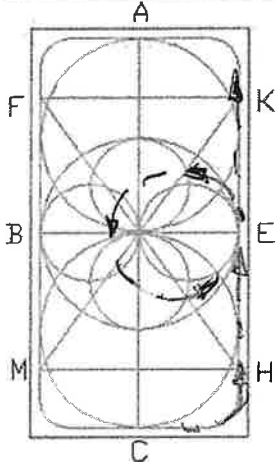
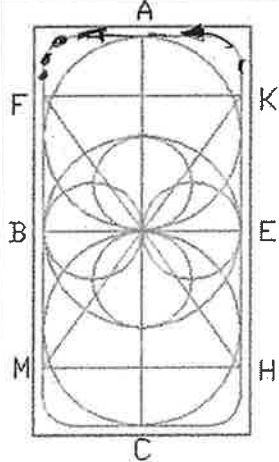
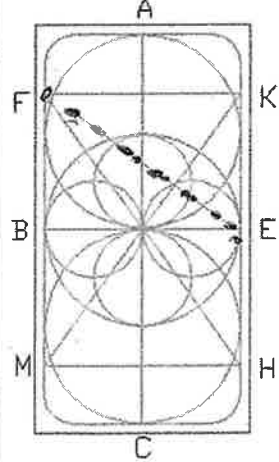
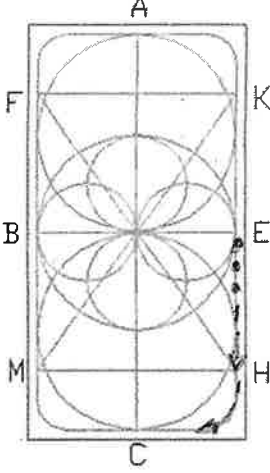
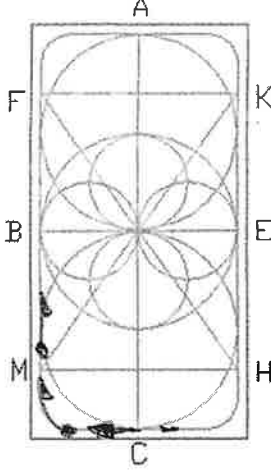
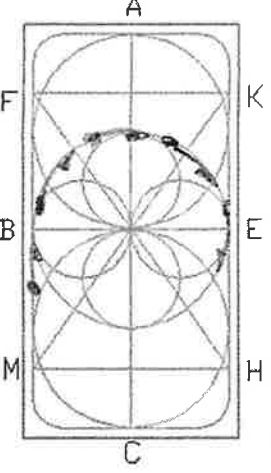
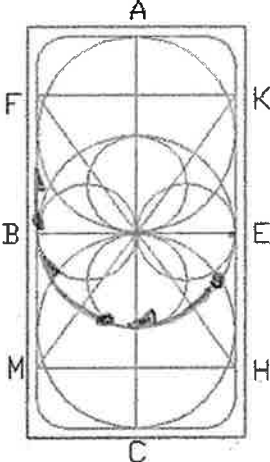
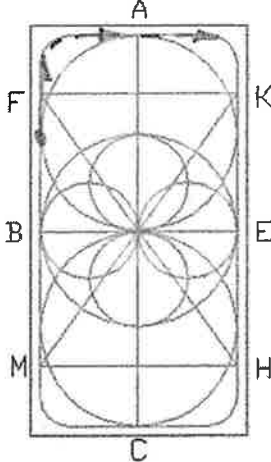
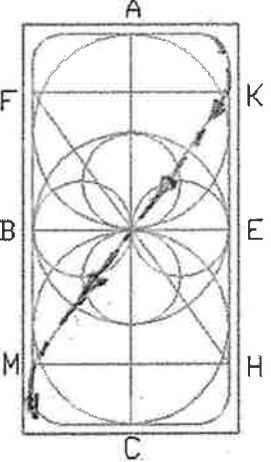
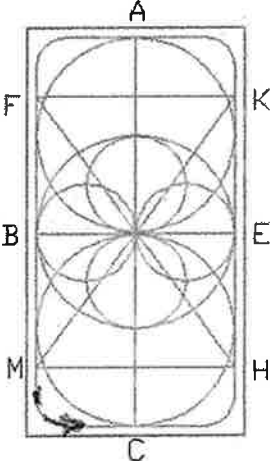
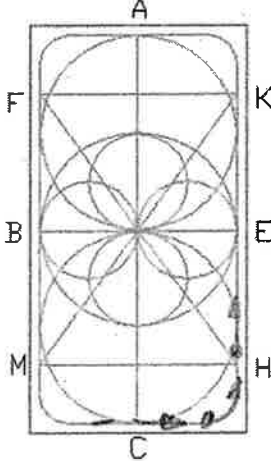
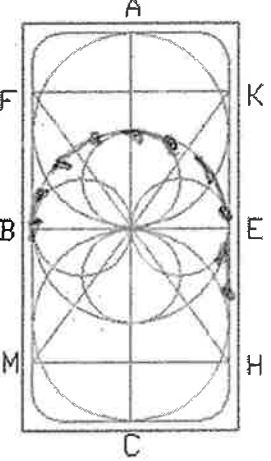
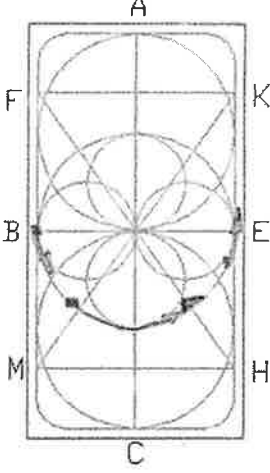
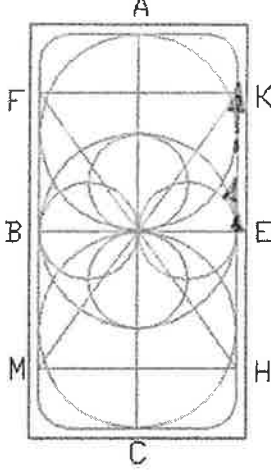
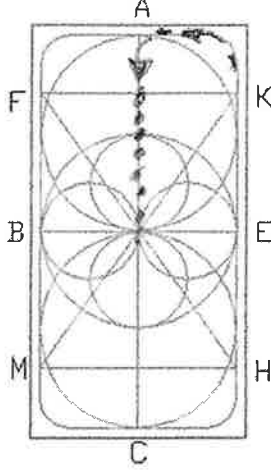
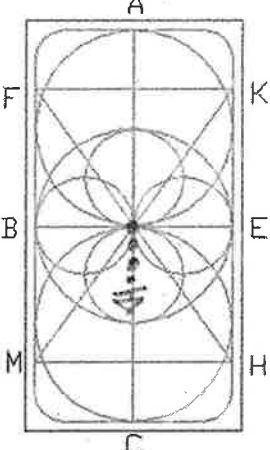
 <p style="text-align: right;">1</p>	 <p style="text-align: right;">2</p>	 <p style="text-align: right;">3</p>
<p>A-X-C Binnenkomen in arbeidsdraf</p>	<p>C Rechterhand</p>	<p>B Volte 12- 15 meter</p>
 <p style="text-align: right;">4</p>	 <p style="text-align: right;">5</p>	 <p style="text-align: right;">6</p>
<p>A Afwenden, na enkele paardlengtes minimaal 5 meter wijken voor het rechterbeen richting E-H, daarna rechtuit</p>	<p>M-X-K Van hand veranderen en enkele passen de draaf verruimen</p>	<p>A Afwenden, na enkele paardlengtes minimaal 5 meter wijken voor het linkerbeen richting B-M, daarna rechtuit</p>
 <p style="text-align: right;">7</p>	 <p style="text-align: right;">8</p>	 <p style="text-align: right;">9</p>
<p>E Volte 12- 15 meter</p>	<p>Tussen A en F Overgang arbeidsstap</p>	<p>F-E Van hand veranderen en enkele passen de stap verruimen</p>

 <p style="text-align: center;">10</p>	 <p style="text-align: center;">11</p>	 <p style="text-align: center;">12</p>
<p>Tussen E en H Overgang arbeidsdraf</p>	<p>Tussen C en M Arbeidsgalop rechts aanspringen</p>	<p>B-E-B Grote volte</p>
 <p style="text-align: center;">13</p>	 <p style="text-align: center;">14</p>	 <p style="text-align: center;">15</p>
<p>Op de volte tussen E en B Enkele sprongen verruimen</p>	<p>Tussen F en A Overgang arbeidsdraf</p>	<p>K-X-M Van hand veranderen, daarbij het paard de hals laten strekken</p>
 <p style="text-align: center;">16</p>	 <p style="text-align: center;">17</p>	 <p style="text-align: center;">18</p>
<p>Tussen M en C Teugels op maat maken</p>	<p>Tussen C en H Arbeidsgalop links aanspringen</p>	<p>E-B-E Grote volte</p>

 <p style="text-align: right;">19</p>	 <p style="text-align: right;">20</p>	 <p style="text-align: right;">21</p>
<p>Op de volte tussen B en E Enkele sprongen verruimen</p>	<p>Tussen E en K Overgang arbeidsdraf</p>	<p>A Afwenden daarna arbeidsstap</p>
 <p style="text-align: right;">22</p>	<p>23 Gangen</p> <p>24 De impuls:</p> <p>25 Het rechtgerichte, ontspannen en in aanleuning gaande paard</p>	<p>26 Harmonie</p> <p>27 De houding en zit van de ruiter/amazone en het effect van de hulpen</p>
<p>Tussen X en G Halthouden en groeten In stap de rijbaan verlaten</p>		
<p>Subtotaal _____</p> <p>Strafpunten _____</p> <p>Eindtotaal _____ (van totaal 270 punten)</p>	<p>Algemene indruk:</p>	<p>Handtekening jury:</p> <p>_____</p>