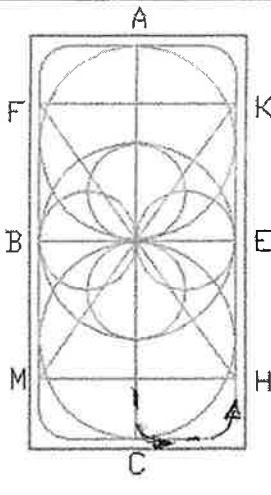
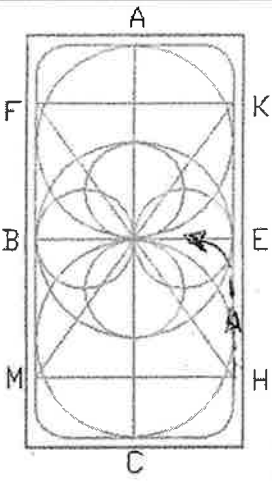
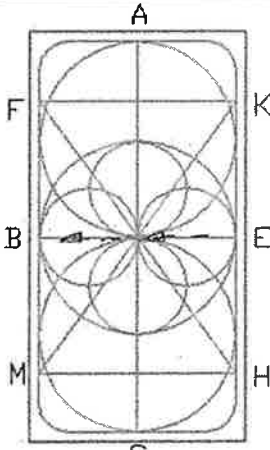
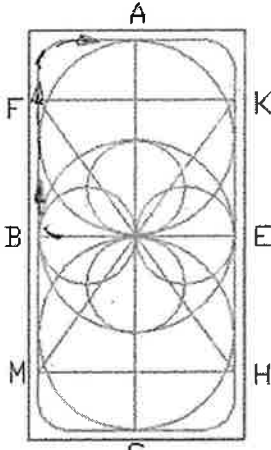
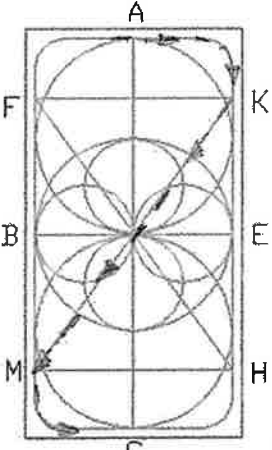
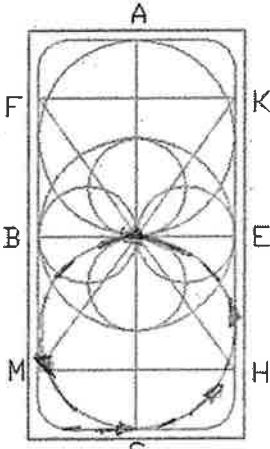
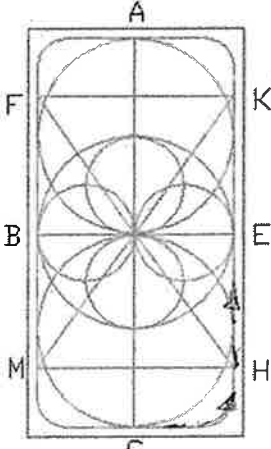
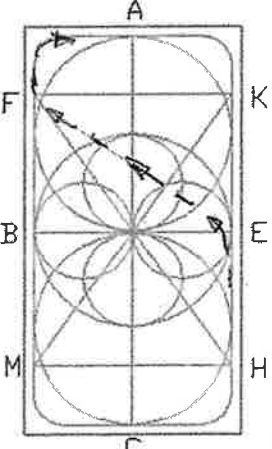
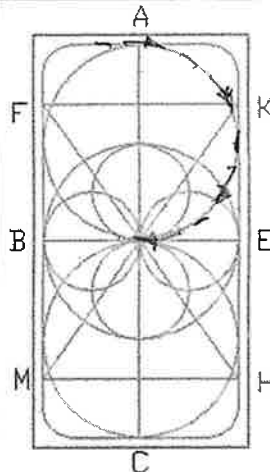
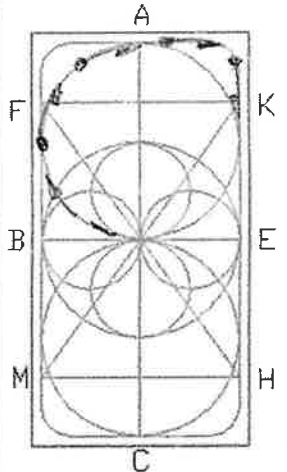
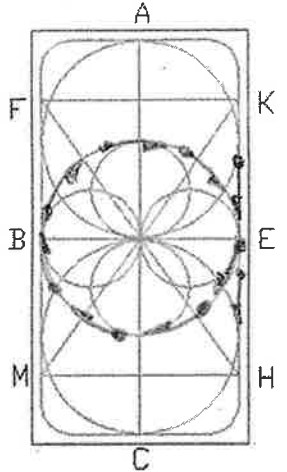
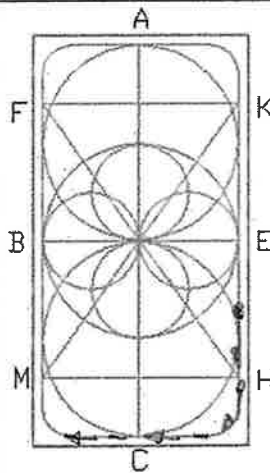
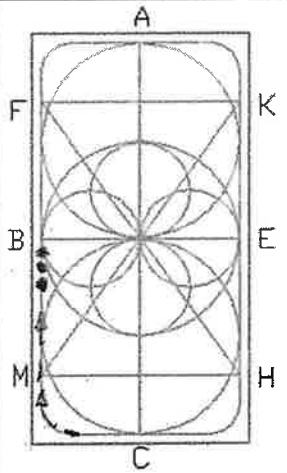
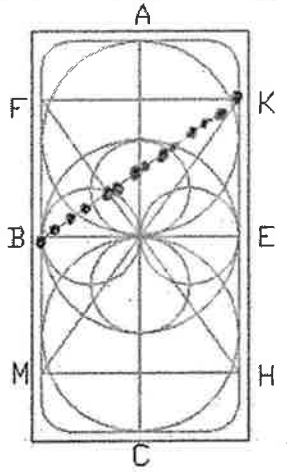
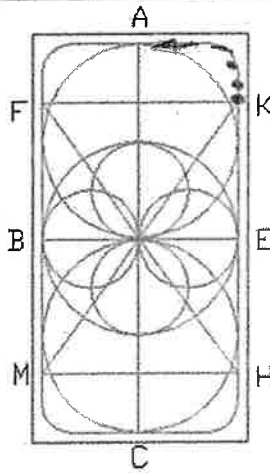
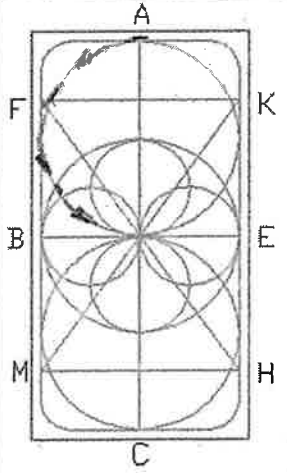
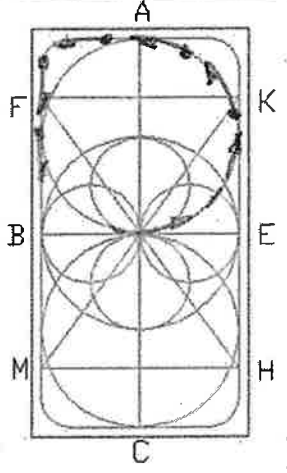
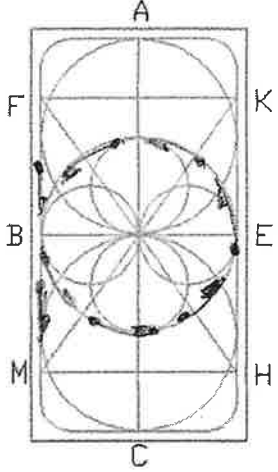
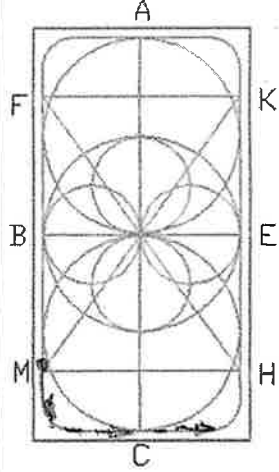
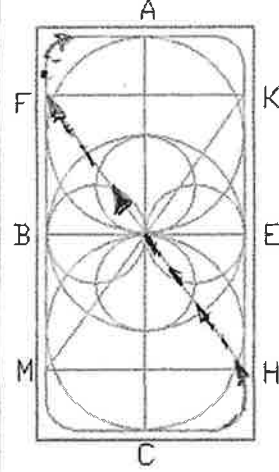
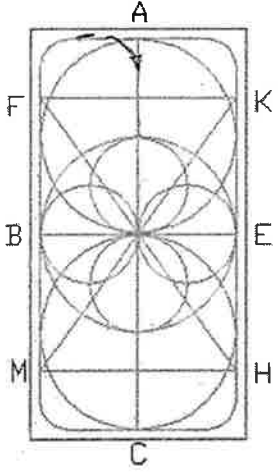
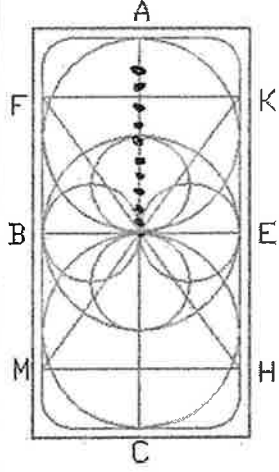
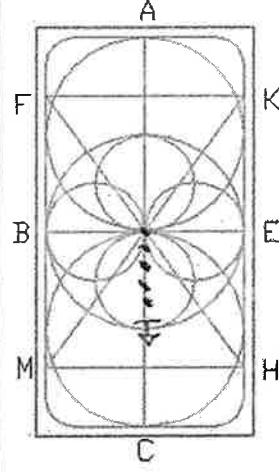
 <p style="text-align: right;">1</p>	 <p style="text-align: right;">2</p>	 <p style="text-align: right;">3</p>
<p>A-X-C Binnenkomen in arbeidsdraf</p>	<p>C Linkerhand</p>	<p>E Afwenden</p>
 <p style="text-align: right;">4</p>	 <p style="text-align: right;">5</p>	 <p style="text-align: right;">6</p>
<p>E-B Arbeidsdraf</p>	<p>B Rechterhand</p>	<p>K-X-M Van hand veranderen en enkele passen de draffverruimen</p>
 <p style="text-align: right;">7</p>	 <p style="text-align: right;">8</p>	 <p style="text-align: right;">9</p>
<p>C-X-C Grote volte en na enkele draffpassen het paard de hals laten strekken</p>	<p>Tussen C en H Teugels op maat maken</p>	<p>E-F Van hand veranderen</p>

 <p style="text-align: right;">10</p>	 <p style="text-align: right;">11</p>	 <p style="text-align: right;">12</p>
<p>A-X-A Grote volte</p>	<p>Op de volte tussen X en A Arbeidsgalop rechts aanspringen</p>	<p>E-B-E Grote volte</p>
 <p style="text-align: right;">13</p>	 <p style="text-align: right;">14</p>	 <p style="text-align: right;">15</p>
<p>Tussen H en C Overgang arbeidsdraf</p>	<p>Tussen M en B Overgang arbeidsstap</p>	<p>B-K Van hand veranderen en enkele passen de stap verruimen</p>
 <p style="text-align: right;">16</p>	 <p style="text-align: right;">17</p>	 <p style="text-align: right;">18</p>
<p>Tussen K en A Overgang arbeidsdraf</p>	<p>A-X-A Grote volte</p>	<p>Op de volte tussen X en A Arbeidsgalop links aanspringen</p>

 <p style="text-align: right;">19</p>	 <p style="text-align: right;">20</p>	 <p style="text-align: right;">21</p>
<p>B-E-B Grote volte</p>	<p>Tussen M en C Overgang arbeidsdraf</p>	<p>H-X-F Van hand veranderen en enkele passen de draf verruimen</p>
 <p style="text-align: right;">22</p>	 <p style="text-align: right;">23</p>	 <p style="text-align: right;">24</p>
<p>A Afwenden</p>	<p>Tussen A en D Overgang arbeidsstap</p>	<p>Tussen X en G Halhouden en groeten In stap de rijbaan verlaten</p>
<p>25 Gangen</p> <p>26 De impuls:</p> <p>27 Het rechtgerichte, ontspannen en in contact en verbinding gaande paard</p>	<p>28 Harmonie</p> <p>29 De houding en zit van de ruiter/amazone en het effect van de hulpen</p> <p>30 De verzorging van het geheel</p>	<p>Subtotaal -----</p> <p>Strafpunten -----</p> <p>Eindtotaal ----- (van totaal 300 punten)</p> <p>Algemene indruk:</p> <p>Handtekening jury: -----</p>