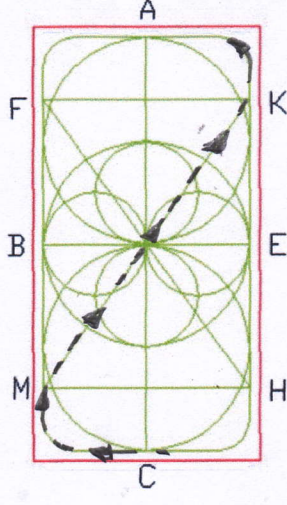
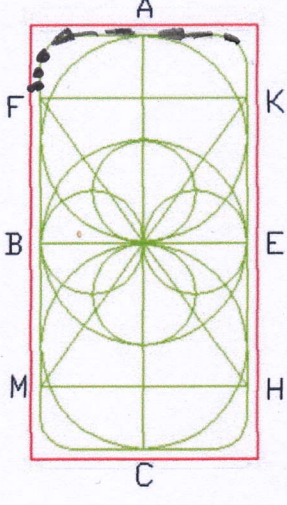
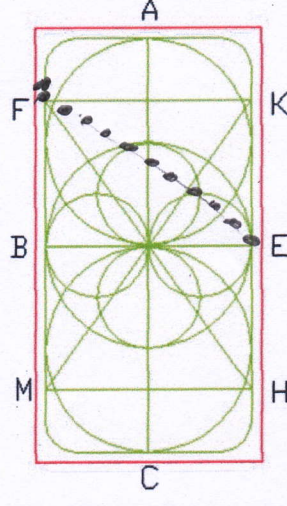
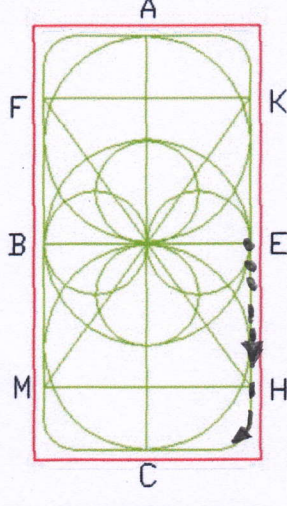
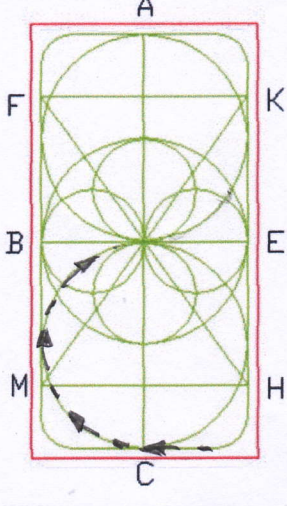
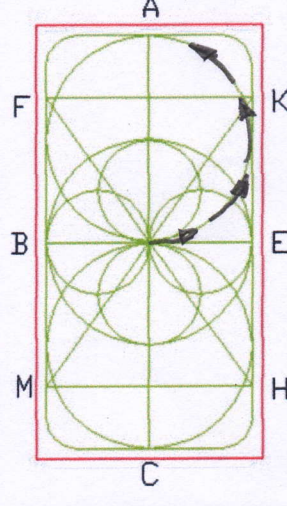
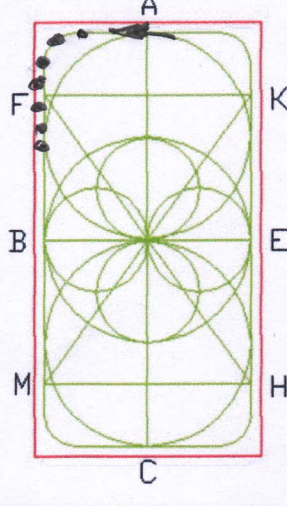
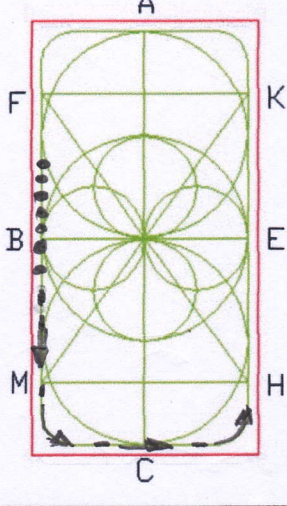
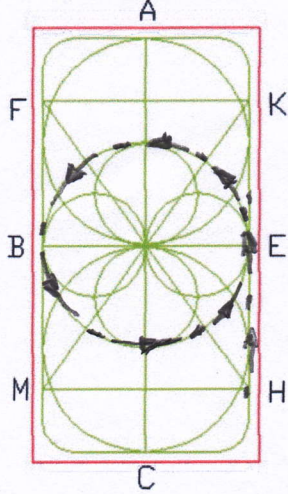
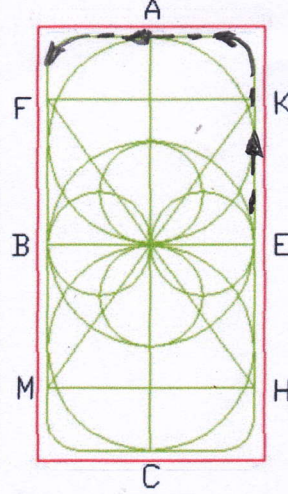
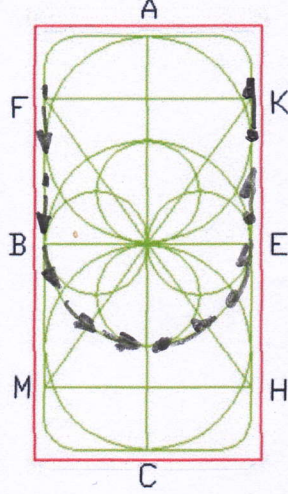
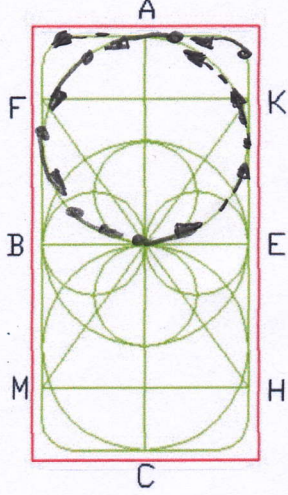
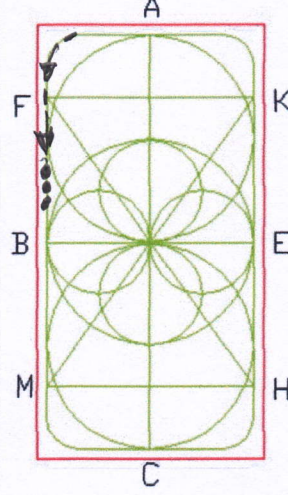
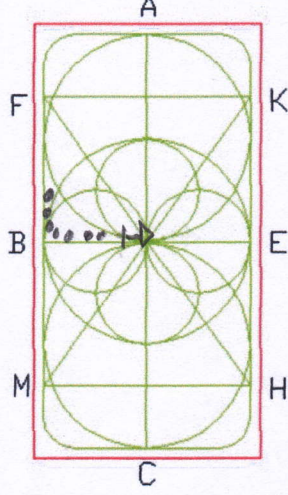
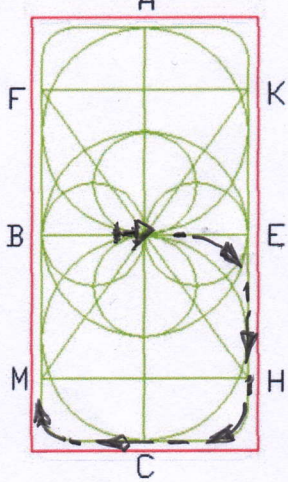
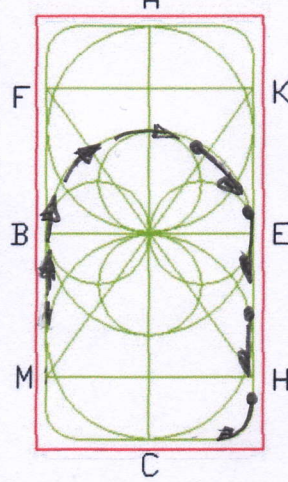
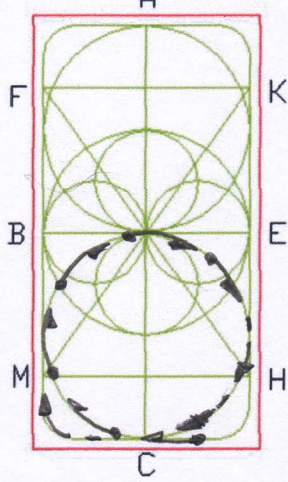
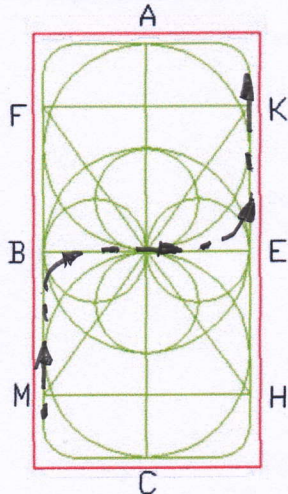
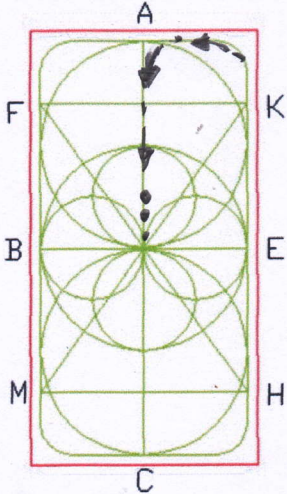
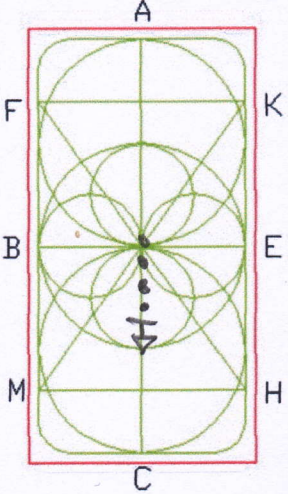
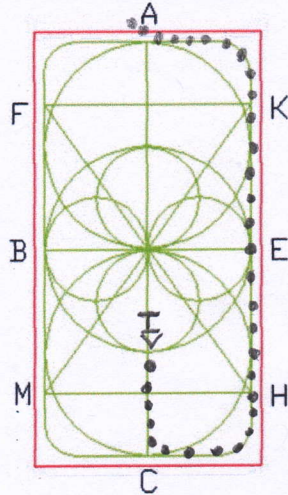
 <p style="text-align: right;">1</p>	 <p style="text-align: right;">2</p>	 <p style="text-align: right;">3</p>
<p>Tussen A en K Binnenkomen in arbeidsdraf op de rechterhand</p>	<p>M-X-K Van hand veranderen en enkele passen middendraf</p>	<p>Tussen A en F Overgang arbeidsstap</p>
 <p style="text-align: right;">4</p>	 <p style="text-align: right;">5</p>	 <p style="text-align: right;">6</p>
<p>F-E Van hand veranderen</p>	<p>Tussen E en H Overgang arbeidsdraf</p>	<p>C-X Halve grote volte rechts</p>
 <p style="text-align: right;">7</p>	 <p style="text-align: right;">8</p>	 <p style="text-align: right;">9</p>
<p>X-A Halve grote volte links, daarbij doorzitten</p>	<p>Tussen A en F Overgang arbeidsstap</p>	<p>Tussen B en M Overgang arbeidsdraf</p>

 <p style="text-align: right;">10</p>	 <p style="text-align: right;">11</p>	 <p style="text-align: right;">12</p>
<p>E-B-E Grote volte en na enkele drafpassen pony de hals laten strekken</p>	<p>Tussen E en K Teugels op maat maken</p>	<p>B-E Halve grote volte, daarbij doorzitten Tussen B en E Arbeidsgalop links aanspringen</p>
 <p style="text-align: right;">13</p>	 <p style="text-align: right;">14</p>	 <p style="text-align: right;">15</p>
<p>A Grote volte Tussen X en A Overgang arbeidsdraf</p>	<p>Tussen F en B Overgang arbeidsstap</p>	<p>B Afwenden Tussen B en E Halthouden en enkele seconden stilstaan</p>
 <p style="text-align: right;">16</p>	 <p style="text-align: right;">17</p>	 <p style="text-align: right;">18</p>
<p>Voorwaarts in arbeidsdraf E Rechterhand</p>	<p>B-E Halve grote volte, daarbij doorzitten Tussen B en E Arbeidsgalop rechts aanspringen</p>	<p>C-X-C Grote volte Tussen X en C Overgang arbeidsdraf</p>

 <p style="text-align: right;">19</p>	 <p style="text-align: right;">20</p>	 <p style="text-align: right;">21</p>
<p>B Afwenden E Linkerhand</p>	<p>A Afwenden Tussen D en X Overgang arbeidsstap</p>	<p>Tussen X en G Halthouden - Groeten</p>
 <p style="text-align: right;">22</p>		
<p>Voorwaarts in arbeidsstap C Linkerhand C-H-E-K-A In vrije stap de rijbaan verlaten</p>		
<p>23* De zuiverheid van de gangen (correcte beenzetting, actief voorwaarts, gecontroleerd tempo)</p> <p>24* Het gereden zijn in het algemeen (lijnen/rechtgericht, wendingen/stelling, afgewerkte oefeningen)</p> <p>25 De houding en zit van de ruiter/amazone (hoofd/romp, armen/handen, benen/voeten)</p> <p>26 Het effect van de hulpen (hand/teugel, zit, benen, sporen/zweep)</p> <p>27 Verzorging van het geheel (amazone/ruiter, pony)</p>		